

Orcad Layout[®] Quick Reference

Shortcut keys

Toolbar

Command mapping from Layout v7.10 to Layout Release 9



Cadence PCB Systems Division (PSD) offices

PSD main office (Portland)	(503) 671-9500
PSD Irvine office	(949) 788-6080
PSD Japan office	81-45-682-5770
PSD UK office	44-1256-381-400
PSD customer support	(877) 237-4911
PSD web site	www.orcad.com
PSD customer support web page	www.orcad.com/technical/technical.asp
PSD customer support email form	www.orcad.com/technical/email_support.asp

Shortcut keys

<i>Key</i>	<i>Mode or user interface item</i>	<i>Function or menu command</i>
A	With an obstacle selected	Arc
SHIFT+A	Spreadsheet	Place Pass
B	Zoom	Zoom DRC/Route Box
SHIFT+C	Spreadsheet	Components
C	Zoom	Zoom Center
CTRL+C		New or Copy
D	With a track selected	Unroute
ALT+D	With a track selected	Unroute Net
SHIFT+D		Design window
E	With a track selected	Add Free Via
CTRL+E		Properties
SHIFT+E	Spreadsheet	Route Pass
F	With a track or obstacle selected	Finish
CTRL+F		Find/Goto
SHIFT+F	Spreadsheet	Footprints
G	With a track selected	Unroute Segment
CTRL+G		System Settings
SHIFT+G	Spreadsheet	Route Spacing
H		Highlight Net
SHIFT+H		Density Graph window
I	Zoom	Zoom In
CTRL+I		Library manager
SHIFT+I	Spreadsheet	Statistics
J	With a component selected	Shove (only in Layout Plus and Layout)
CTRL+J	With components selected	Adjust (only in Layout Plus)
K	With components selected	Make cluster
CTRL+K	With a component cluster selected	Break cluster
SHIFT+K	Spreadsheet	Packages
L	With a component or track selected	Lock
CTRL+L	With a track selected	Unlock
SHIFT+L	Spreadsheet	Color
M	With a component, track, or pin selected	Minimize Connections
ALT+M		Measurement tool
CTRL+M	With a track, obstacle, or text selected	Mirror
SHIFT+M	Spreadsheet	Error Markers

Shortcut keys (continued)


















<i>Key</i>	<i>Mode or user interface item</i>	<i>Function or menu command</i>
N	With a component, track, or error selected	Select Next
CTRL+N		New file
SHIFT+N	Spreadsheet	Nets
O	Zoom	Zoom Out
CTRL+O		Open file
SHIFT+O	Spreadsheet	Obstacles
P	With a track selected	Add Test Point
CTRL+P		Print/Plot
SHIFT+P	Spreadsheet	Apertures
Q		Query window
CTRL+Q	With a component selected	Quick Place (only in Layout Plus)
SHIFT+Q		Query window
R	With a component, track, obstacle, pin, or text selected	Rotate
CTRL+R	With a component, track, obstacle, pin, or text selected	Rotate
SHIFT+R	Spreadsheet	Drills
S	With a track or obstacle selected	Segment
ALT+S		Select Any
CTRL+S		Save file
SHIFT+S	Spreadsheet	Post Process
T	With a component selected	Opposite layer
CTRL+T	With a track selected	Tack
SHIFT+T	Spreadsheet	Padstacks
U		Undo
SHIFT+U	Spreadsheet	Route Layer
V	With a track selected	Add Via
CTRL+V		New or Paste
W	With a track selected	Change Width
CTRL+W	With components, gates, or pins selected	Swap
SHIFT+W	Spreadsheet	Route Sweep
X	With a track or obstacle selected	Exchange Ends
CTRL+X		Delete
SHIFT+X	Spreadsheet	Text
Y	With a track or obstacle selected	Any Angle Corners
SHIFT+Y	Spreadsheet	Layers

Shortcut keys (continued)










<i>Key</i>	<i>Mode or user interface item</i>	<i>Function or menu command</i>
Z	Zoom	Zoom Area
ALT+Z	Zoom	Zoom Previous
CTRL+Z		Undo
ESC		End Command
F1		Help Topics
F3		Component Selection Criteria dialog box
F5		Redraw
F7		Online DRC
F12		Save As
SHIFT+F4		Tile windows
SHIFT+F5		Cascade windows
TAB		Find/Goto
ALT+left mouse button	With a routing tool selected	Create T-route off existing track
<	With a track selected	Decrease width
>	With a track selected	Increase width
CTRL+<	In the query window	Query previous object
CTRL+>	In the query window	Query next object
PERIOD		High Contrast
DASH		Visible <> Invisible
BACKSPACE		Clear Screen
ALT+BACKSPACE		Undo
ENTER		Properties
HOME		Redraw
SHIFT+HOME	Zoom	Zoom All (Fit)
DELETE		Delete
PAGE UP		Move up one screen
PAGE DOWN		Move down one screen
SHIFT+PAGE UP		Move right one screen
SHIFT+PAGE DOWN		Move left one screen
INSERT		New or Copy
ARROW		Move cursor

Toolbar



<i>Tool</i>	<i>Name</i>	<i>Description</i>
	Open	Opens an existing board. Equivalent to the Open command on the File menu.
	Save	Saves an existing board. Equivalent to the Save command on the File menu.
	Library manager	Opens the library manager. Equivalent to the Library Manager command on the File menu.
	Delete	Deletes whatever you have selected. Equivalent to the Delete command on the Edit menu.
	Find	Displays the Find Coordinate or Reference Designator dialog box, which you use to search for specific coordinates or reference designators. Equivalent to the Find/Goto command on the Edit menu.
	Edit	Displays an appropriate editing dialog box, depending on what you have selected. Equivalent to the Properties command on the Edit menu.
	Spreadsheet	Displays a list of the available spreadsheets. Similar to the Database Spreadsheets command on the View menu.
	Zoom in	Magnifies selected areas of the board. Equivalent to the Zoom In command on the View menu.
	Zoom out	De-magnifies selected areas of the board. Equivalent to the Zoom Out command on the View menu.
	Zoom all	Zooms so that you can see the entire board. Equivalent to the Zoom All command on the View menu.
	Query	Displays the query window, which lists an object's properties. Equivalent to the Query Window command on the View menu.
	Component	Enables you to select, add, move, edit, or delete components. Equivalent to choosing Component, then Select Tool from the Tool menu.
	Pin	Enables you to select, add, move, edit, or delete pins. Equivalent to choosing Pin, then Select Tool from the Tool menu.
	Obstacle	Enables you to select, add, move, edit, or delete obstacles. Equivalent to choosing Obstacle, then Select Tool from the Tool menu.
	Text	Enables you to select, add, move, edit, or delete text. Equivalent to choosing Text, then Select Tool from the Tool menu.
	Connection	Enables you to select, add, combine, or delete net connections. Equivalent to choosing Connection, then Select Tool from the Tool menu.
	Error	Enables you to select error markers related to spacing and design rule violations. Equivalent to choosing Error, then Select Tool from the Tool menu.

Toolbar (continued)

<i>Tool</i>	<i>Name</i>	<i>Description</i>
	Color	Displays the Color spreadsheet, within which you change the color of layers or objects, or their visibility (visible or invisible). Equivalent to the Colors command on the Options menu.
	Online DRC	Enables online design rule checking. Equivalent to selecting the Activate Online DRC option in the User Preferences dialog box. The state of online DRC can be viewed in the design window's title bar, which reads either DRC ON or DRC OFF.
	Reconnect	Enables reconnect mode, which you use to show or hide routes and connections. Equivalent to selecting the Instantaneous Reconnection Mode option in the User Preferences dialog box. Note that reconnect mode should only be used during component placement, before any routing is done.
	Auto path route	Enables auto path route mode (only in Layout Plus and Layout), which you use to route and place vias interactively using the shove algorithm. Equivalent to selecting the Auto Path Route Mode option in the Route Settings dialog box.
	Shove track	Enables shove track mode, which you use to route manually using the shove algorithm. Equivalent to selecting the Shove Track Mode option in the Route Settings dialog box.
	Edit segment	Enables edit segment mode, which you use to select existing tracks and change their positions, while Layout automatically adjusts the angles and sizes of adjacent segments to maintain connectivity. Equivalent to selecting the Edit Segment Mode option in the Route Settings dialog box.
	Add/edit route	Enables add/edit route mode, which you use to route manually without using the shove algorithm. Equivalent to selecting the Add/Edit Route Mode option in the Route Settings dialog box.
	Refresh all	Minimizes connections, repours copper, and recalculates board statistics. Equivalent to choosing Refresh, then All from the Auto menu.
	Design rule check	Runs a design rule check using the options selected in the Check Design Rules dialog box (accessed by choosing Design Rule Check from the Auto menu). Equivalent to choosing the OK button in the Check Design Rules dialog box.

Command mapping from Layout v7.10 to Layout Release 9

In the interest of capturing all of the commands between Layout v7.10 and Layout Release 9, the following tables compare Layout Plus v7.10 to Layout Plus Release 9. If you have versions of software other than Layout Plus (either Layout or Layout Engineer's Edition), you may find that some of the commands in the tables are not in your version of Layout software.

File menu

<i>Layout v7.10</i>	<i>Layout Release 9</i>
New	New (File menu)
Open	Open (File menu)
Load Strategy	Load (File menu) (Strategy is in the Files of type drop-down list)
Load Template File	Load (File menu) (Template is in the Files of type drop-down list)
Backup	Backup (File menu)
Save	Save (File menu)
Save As	Save As (File menu)
Save As v7.0	Save As (File menu) (Layout 7.0 Board is in the Files of type drop-down list)
Save Strategy	Save As (File menu) (Strategy is in the Files of type drop-down list)
Print	Print/Plot (File menu)
Reports	Create Reports (Auto menu)
Screen Plot	Print/Plot (File menu)
Text Editor	Text Editor (File menu)
Exit	Exit (File menu)

View menu

<i>Layout v7.10</i>	<i>Layout Release 9</i>
Zoom In	Zoom In (View menu)
Zoom Out	Zoom Out (View menu)
Pan/Wnd	Zoom Center (View menu)
Zoom Fit	Zoom All (Fit) (View menu)
Redraw	Redraw (View menu)
Erase	Clear Screen (View menu)
Paint Grid	Visible Grid (option in the System Settings dialog box)
High Contrast	High Contrast (View menu)
Zoom Previous	Zoom Previous (View menu)
DRC Box	Zoom DRC/Route Box (View menu)
Layer	Select Layer (View menu)

Command mapping from Layout v7.10 to Layout Release 9 (continued)

Tool menu

<i>Layout v7.10</i>	<i>Layout Release 9</i>
Library Manager	Library Manager (File menu)
Move Datum	Move Datum (Dimension menu on the Tool menu)
Move Drill Chart	Move Drill Chart (Drill Chart menu on the Tool menu)
Auto Dimension	Dimension (Tool menu); Enable Full Screen Cursor (option in the User Preferences dialog box)
DRC Enabled	Active Online DRC (option in the User Preferences dialog box)
Reconn Enabled	Instantaneous Reconnection Mode (option in the User Preferences dialog box)
Allow Component Edits	Allow Editing of Footprints (option in the User Preferences dialog box)
Component	Component (Tool menu)
Gate	Gate (Tool menu)
Modify/Create Nets	Connection (Tool menu)
Pin	Pin (Tool menu)
Obstacle	Obstacle (Tool menu)
Text	Text (Tool menu)
Error	Error (Tool menu)
Matrix	Matrix (Tool menu)
Auto Path	Auto Path Route Mode (option in the Route Settings dialog box)
Auto Via Path	Suggest Vias (option in the Route Settings dialog box)
Latched Path	(dropped in Layout Release 9)
Shove Route	Shove Track Mode (option in the Route Settings dialog box)
Manual Route	Add/Edit Route Mode (option in the Route Settings dialog box)
Gridless Route	Allow Off-Grid Routing (option in the Route Settings dialog box)
Curve Route	Curve Corners (option in the Route Settings dialog box)
Init Color	Colors (Options menu)
Init Query	Query Window (View menu)

Command mapping from Layout v7.10 to Layout Release 9 (continued)

Tool menu (Component)

<i>Layout v7.10</i>	<i>Layout Release 9</i>
Undo (Edit menu)	Undo (Edit menu and pop-up menu)
Select Criteria (Edit menu)	Queue For Placement (pop-up menu)
Select Any (Edit menu)	Select Any (Edit menu and pop-up menu)
Select Footprint (Edit menu)	Alternate Footprint (pop-up menu)
Select Next (Edit menu)	Place (pop-up menu)
Shove Comp (Edit menu)	Shove (pop-up menu)
Adjust Comps (Edit menu)	Adjust (pop-up menu)
Fix Comps (Edit menu)	Fix (pop-up menu)
Break Cluster (Edit menu)	Break (pop-up menu)
Matrix Place (Edit menu)	Matrix Place (pop-up menu)
Quick Place (Edit menu)	Quick Place (pop-up menu)
Swap (Edit menu)	Swap (pop-up menu)
Rotate (Edit menu)	Rotate (pop-up menu)
Opposite (Edit menu)	Opposite (pop-up menu)
Cluster (Edit menu)	Make (pop-up menu)
Lock Comps (Edit menu)	Lock (pop-up menu)
Next (Edit menu)	Select Next (Edit menu and pop-up menu)
Mincon (Edit menu)	Minimize Connections (pop-up menu)
End Command (pop-up menu)	End Command (Edit menu and pop-up menu)
Modify (pop-up menu)	Properties (Edit menu and pop-up menu)
Insert (pop-up menu) with no component selected	New (pop-up menu)
Insert (pop-up menu) with component selected	Copy (Edit menu and pop-up menu)
Delete (pop-up menu)	Delete (Edit menu and pop-up menu)
Move On/Off (pop-up menu)	Move On/Off (pop-up menu)

Tool menu (Gate)

<i>Layout v7.10</i>	<i>Layout Release 9</i>
Undo (Edit menu and pop-up menu)	Undo (Edit menu and pop-up menu)
Mincon (Edit menu and pop-up menu)	Minimize Connections (pop-up menu)
Swap (Edit menu and pop-up menu)	Swap (pop-up menu)
End Command (pop-up menu)	End Command (Edit menu and pop-up menu)

Command mapping from Layout v7.10 to Layout Release 9 (continued)

Tool menu (Modify/create nets)

<i>Layout v7.10</i>	<i>Layout Release 9</i>
Undo (Edit menu and pop-up menu)	Undo (Edit menu and pop-up menu)
End Command (pop-up menu)	End Command (Edit menu and pop-up menu)
Add Connection to Netlist (pop-up menu)	Add (pop-up menu)
Delete Connection from Netlist (pop-up menu)	Delete (pop-up menu)
Disconnect Pin from Netlist (pop-up menu)	Disconnect Pin (pop-up menu)
Name Net (pop-up menu)	Name Net (pop-up menu)
Mincon (pop-up menu)	Minimize Connections (pop-up menu)

Tool menu (Pin)

<i>Layout v7.10</i>	<i>Layout Release 9</i>
Undo (Edit menu and pop-up menu)	Undo (Edit menu and pop-up menu)
Mincon (Edit menu and pop-up menu)	Minimize Connections (pop-up menu)
Swap (Edit menu and pop-up menu)	Swap (pop-up menu)
Toggle Copper Pour Seed (Edit menu and pop-up menu)	Toggle Copper Pour Seed (pop-up menu)
End Command (pop-up menu)	End Command (Edit menu and pop-up menu)
Modify (pop-up menu) in design window	Properties (Edit menu and pop-up menu) in design window
Modify (pop-up menu) in library manager	Properties (Edit menu and pop-up menu) in library manager
Delete (pop-up menu) in library manager	Delete (Edit menu) in library manager
Insert (pop-up menu) in library manager	Copy (Edit menu) in library manager
Move On/Off (pop-up menu) in library manager	Move On/Off (pop-up menu) in library manager
Rotate (pop-up menu) in library manager	Rotate (pop-up menu) in library manager

Command mapping from Layout v7.10 to Layout Release 9 (continued)

Tool menu (Obstacle)

<i>Layout v7.10</i>	<i>Layout Release 9</i>
Undo (Edit menu and pop-up menu)	Undo (Edit menu and pop-up menu)
Rotate (Edit menu)	Rotate (Obstacle menu on the Tool menu)
Mirror (Edit menu)	Mirror (Obstacle menu on the Tool menu)
Opposite (Edit menu)	Opposite (Obstacle menu on the Tool menu)
Finish (Edit menu and pop-up menu)	Finish (pop-up menu)
Arc (Edit menu and pop-up menu)	Arc (pop-up menu)
Segment (Edit menu and pop-up menu)	Segment (pop-up menu)
Exchange Ends (Edit menu and pop-up menu)	Exchange Ends (pop-up menu)
Any Angle Tracking (Edit menu and pop-up menu)	Any Angle Corners (pop-up menu)
45's and 90's Only (Edit menu and pop-up menu)	135's and 90's Only (Edit menu and pop-up menu)
End Command (pop-up menu)	End Command (Edit menu and pop-up menu)
Insert (pop-up menu)	New (pop-up menu)
Insert (pop-up menu) when obstacle selected with SHIFT	Copy (Edit menu and pop-up menu)
Modify (pop-up menu)	Properties (Edit menu and pop-up menu)
Delete (pop-up menu)	Delete (Edit menu and pop-up menu)

Tool menu (Text)

<i>Layout v7.10</i>	<i>Layout Release 9</i>
Undo (Edit menu and pop-up menu)	Undo (Edit menu and pop-up menu)
Rotate (Edit menu and pop-up menu)	Rotate (pop-up menu)
Mirror (Edit menu and pop-up menu)	Mirror (pop-up menu)
Opposite (Edit menu and pop-up menu)	Opposite (pop-up menu)
End Command (pop-up menu)	End Command (Edit menu and pop-up menu)
Insert (pop-up menu) with no text selected	New (pop-up menu)
Insert (pop-up menu) with text selected	Copy (Edit menu and pop-up menu)
Modify (pop-up menu)	Properties (Edit menu and pop-up menu)
Delete (pop-up menu)	Delete (Edit menu and pop-up menu)
Move On/Off (pop-up menu)	Move On/Off (pop-up menu)

Tool menu (Error)

<i>Layout v7.10</i>	<i>Layout Release 9</i>
Undo (Edit menu and pop-up menu)	Undo (Edit menu and pop-up menu)
Next (Edit menu and pop-up menu)	Select Next (Edit menu and pop-up menu)
End Command (pop-up menu)	End Command (Edit menu and pop-up menu)
Delete (pop-up menu)	Delete (Edit menu and pop-up menu)

Command mapping from Layout v7.10 to Layout Release 9 (continued)

Tool menu (Matrix)

<i>Layout v7.10</i>	<i>Layout Release 9</i>
Undo (Edit menu)	Undo (Edit menu)
Insert (Edit menu)	Copy (Edit menu)
Delete (Edit menu)	Delete (Edit menu)

Tool menu (routing tools)

<i>Layout v7.10</i>	<i>Layout Release 9</i>
Undo (Edit menu and pop-up menu)	Undo (Edit menu and pop-up menu)
Insert (Edit menu and pop-up menu)	Copy (Edit menu and pop-up menu)
Delete (Edit menu and pop-up menu)	Delete (Edit menu)
Change Width (Edit menu and pop-up menu)	Change Width (pop-up menu)
Change Via (Edit menu and pop-up menu)	Change Via Type (pop-up menu)
Ripup Segment (Edit menu and pop-up menu)	Unroute Segment (pop-up menu)
Ripup Conn (Edit menu and pop-up menu)	Unroute (pop-up menu)
Ripup Net (Edit menu and pop-up menu)	Unroute Net (pop-up menu)
Tack Conn (Edit menu and pop-up menu)	Tack (pop-up menu)
Mirror (Edit menu and pop-up menu)	Mirror (Track menu on the Tool menu)
Finish (Edit menu and pop-up menu)	Finish (pop-up menu)
Insert Via (Edit menu and pop-up menu)	Add Via (pop-up menu)
Lock Track (Edit menu and pop-up menu)	Lock (pop-up menu)
Unlock Track (Edit menu and pop-up menu)	Unlock (pop-up menu)
Exchange Ends (Edit menu and pop-up menu)	Exchange Ends (pop-up menu)
Segment (Edit menu and pop-up menu)	Segment (pop-up menu)
Any Angle Tracking (Edit menu and pop-up menu)	Any Angle Corners (pop-up menu)
45's and 90's Only (Edit menu and pop-up menu)	90 Corners (pop-up menu); 135 Corners (pop-up menu)
Next (Edit menu and pop-up menu)	Select Next (Edit menu and pop-up menu)
Mincon (Edit menu and pop-up menu)	Minimize Connections (pop-up menu)
Rotate (Edit menu and pop-up menu)	Rotate (Track menu on the Tool menu)
Add Test Point (Edit menu and pop-up menu)	Add Test Point (pop-up menu)
End Command (pop-up menu)	End Command (Edit menu and pop-up menu)

Command mapping from Layout v7.10 to Layout Release 9 (continued)

Tool menu (Init Color)

<i>Layout v7.10</i>	<i>Layout Release 9</i>
Undo (Edit menu and pop-up menu)	Undo (Edit menu and pop-up menu)
Select Any (Edit menu)	Select Any (Edit menu)
Clear Selections (Edit menu)	Clear Selections (Edit menu)
Modify (Edit menu and pop-up menu)	Properties (Edit menu and pop-up menu)
Insert (Edit menu and pop-up menu)	New (pop-up menu)
Delete (Edit menu and pop-up menu)	Delete (Edit menu and pop-up menu)
Invisible (Edit menu and pop-up menu)	Visible<>Invisible (pop-up menu)
Load Color Setup (Edit menu and pop-up menu)	Load Color Setup (pop-up menu)
Save Color Setup (Edit menu and pop-up menu)	Save Color Setup (pop-up menu)
End Command (pop-up menu)	End Command (Edit menu and pop-up menu)

Tool menu (Init Query)

<i>Layout v7.10</i>	<i>Layout Release 9</i>
End Command (pop-up menu)	End Command (Edit menu and pop-up menu)
Modify (pop-up menu)	Properties (Edit menu and pop-up menu)
Insert (pop-up menu)	New (pop-up menu)
Insert (pop-up menu) with layer information in the query window	Copy (Edit menu and pop-up menu)
Delete (pop-up menu)	Delete (Edit menu and pop-up menu)
Find (pop-up menu)	Find/Goto (Edit menu and pop-up menu)
Next (pop-up menu)	Next (pop-up menu)
Previous (pop-up menu)	Previous (pop-up menu)
Input Listing (pop-up menu)	Input Listing (pop-up menu)
Output Listing (pop-up menu)	Output Listing (pop-up menu)
Inactivate (pop-up menu)	Inactivate (pop-up menu)
Choose Font (pop-up menu)	Choose Font (pop-up menu)
Print (pop-up menu)	Print (pop-up menu)

Command mapping from Layout v7.10 to Layout Release 9 (continued)

Options menu

<i>Layout v7.10</i>	<i>Layout Release 9</i>
Grid	System Settings (Options menu)
Units	System Settings (Options menu)
Backup Interval	Auto Backup (Options menu)
Thermal Reliefs	Thermal Relief Settings (Options menu)
Manual Place/Rename Rules	Place Settings (Options menu)
Manual Route/Shove Rules	Manual Route (Route Strategies menu on the Options menu); Route Settings (Options menu)
User Preferences	User Preferences (Options menu)

Command mapping from Layout v7.10 to Layout Release 9 (continued)

Auto menu

<i>Layout v7.10</i>	<i>Layout Release 9</i>
Batch Route	Board (Autoroute menu on the Auto menu)
Resume Batch	Resume Routing (Autoroute menu on the Auto menu)
Fanout Board	Fanout Settings (Options menu); Board (Fanout menu on the Auto menu)
Test Points	Test Point Settings (Options menu); Test Points (Place menu on the Auto menu)
Create Jumpers	Jumper Settings (Options menu); Convert to Components (Jumper menu on the Tool menu)
Board Space Check	Route Spacing Violations (option in the Check Design Rules dialog box)
Board Design Check	Design Rules Check (Auto menu)
Board AutoCDE	Board (Remove Violations menu on the Auto menu)
Board AutoDFM	Cleanup Design (Auto menu)
Route Window	DRC/Route Box (Autoroute menu on the Auto menu)
Fanout Window	DRC/Route Box (Fanout menu on the Auto menu)
Resume Pass	(dropped in Layout Release 9)
Route Component	Component (Autoroute menu on the Auto menu)
Fanout Component	Component (Fanout menu on the Auto menu)
Window Space Check	Report DRC/Route Box Violations Only (option in the Check Design Rules dialog box); Route Spacing Violations (option in the Check Design Rules dialog box)
Window Design Check	Report DRC/Route Box Violations Only (option in the Check Design Rules dialog box)
Window AutoCDE	DRC/Route Box (Remove Violations menu on the Auto menu)
Batch Place	Board (Place menu on the Auto menu)
Circular Placement	Array (Place menu on the Auto menu)
Place Design Check	Placement Spacing Violations (option in the Check Design Rules dialog box)
Rename Components	Components Renaming (Options menu); Rename Components (Auto menu)

Command mapping from Layout v7.10 to Layout Release 9 (continued)

Window menu

<i>Layout v7.10</i>	<i>Layout Release 9</i>
Cascade	Cascade (Window menu)
Tile	Tile (Window menu)
Arrange Icons	Arrange Icons (Window menu)
Half Screen	Half Screen (Window menu)
Reset All	Reset All (Window menu)
Query Window	Query Window (View menu)
Graphics Windows	Density Graph (View menu); Design (View menu); Library Manager (File menu)
Database Spreadsheets	Database Spreadsheets (View menu)
Strategy Spreadsheets	Colors (Options menu); Placement Strategy (Options menu); Route Layers (Route Strategies menu on the Options menu); Route Passes (Route Strategies menu on the Options menu); Global Spacing (Options menu); Route Sweeps (Route Strategies menu on the Options menu)

Help menu

<i>Layout v7.10</i>	<i>Layout Release 9</i>
Help Topics	Help Topics (Help menu)
Learning Layout	Learning Layout (Help menu)
About Layout	About Layout (Help menu)

Post Proc toolbar button menu

<i>Layout v7.10</i>	<i>Layout Release 9</i>
Print	Print/Plot (File menu)
Reports	Create Reports (Auto menu)
Drill Tape	Create Drill Files (option in Post Process Settings dialog box)
Screen Plot	Print/Plot (File menu)
Setup Batch	Post Process Settings (Options menu)
Run Batch	Run Post Processor (Auto menu)
Text Editor	Text Editor (File menu)

Command mapping from Layout v7.10 to Layout Release 9 (continued)

Apertures spreadsheet

<i>Layout v7.10</i>	<i>Layout Release 9</i>
Undo (Edit menu)	Undo (Edit menu)
Select Any (Edit menu)	Select Any (Edit menu)
Clear Selections (Edit menu)	Clear Selections (Edit menu)
Modify (Edit menu and pop-up menu)	Properties (Edit menu and pop-up menu)
Insert (Edit menu and pop-up menu)	New (pop-up menu)
Delete (Edit menu and pop-up menu)	Delete (Edit menu and pop-up menu)
Read Gerbtool apertures (Edit menu and pop-up menu)	Read Gerbtool apertures (pop-up menu)
Write Gerbtool apertures (Edit menu and pop-up menu)	Write Gerbtool apertures (pop-up menu)
Write FMT apertures (Edit menu and pop-up menu)	Write FMT apertures (pop-up menu)
End Command (pop-up menu)	End Command (Edit menu and pop-up menu)

Components spreadsheet

<i>Layout v7.10</i>	<i>Layout Release 9</i>
Undo (Edit menu and pop-up menu)	Undo (Edit menu and pop-up menu)
Select Any (Edit menu and pop-up menu)	Select Any (Edit menu and pop-up menu)
Clear Selections (Edit menu)	Clear Selections (Edit menu)
Select Footprint (Edit menu and pop-up menu)	Alternate Footprint (pop-up menu)
Modify (Edit menu and pop-up menu)	Properties (Edit menu and pop-up menu)
Insert (Edit menu and pop-up menu)	New (pop-up menu)
Delete (Edit menu and pop-up menu)	Delete (Edit menu and pop-up menu)
Opposite (Edit menu and pop-up menu)	Opposite (pop-up menu)
End Command (pop-up menu)	End Command (Edit menu and pop-up menu)
Refresh Hot Link (pop-up menu)	Refresh Hot Link (pop-up menu)
Append Hot Link (pop-up menu)	Append Hot Link (pop-up menu)

Drill Chart spreadsheet

<i>Layout v7.10</i>	<i>Layout Release 9</i>
Undo (Edit menu)	Undo (Edit menu)
Select Any (Edit menu)	Select Any (Edit menu)
Clear Selections (Edit menu)	Clear Selections (Edit menu)
Modify (Edit menu and pop-up menu)	Drill Properties (pop-up menu)
End Command (pop-up menu)	End Command (Edit menu and pop-up menu)

Command mapping from Layout v7.10 to Layout Release 9 (continued)

Error Markers spreadsheet

<i>Layout v7.10</i>	<i>Layout Release 9</i>
Undo (Edit menu)	Undo (Edit menu)
Select Any (Edit menu)	Select Any (Edit menu)
Clear Selections (Edit menu)	Clear Selections (Edit menu)
Delete (Edit menu and pop-up menu)	Delete (Edit menu and pop-up menu)
Zoom To (Edit menu and pop-up menu)	Zoom DRC/Route Box (pop-up menu)
End Command (pop-up menu)	End Command (Edit menu and pop-up menu)

Footprints spreadsheet

<i>Layout v7.10</i>	<i>Layout Release 9</i>
Undo (Edit menu and pop-up menu)	Undo (Edit menu and pop-up menu)
Select Any (Edit menu and pop-up menu)	Select Any (Edit menu and pop-up menu)
Clear Selections (Edit menu)	Clear Selections (Edit menu)
Modify (Edit menu and pop-up menu)	Properties (Edit menu and pop-up menu)
Insert (Edit menu and pop-up menu)	New (pop-up menu)
Delete (Edit menu and pop-up menu)	Delete (Edit menu and pop-up menu)
End Command (pop-up menu)	End Command (Edit menu and pop-up menu)
Refresh Hot Link (pop-up menu)	Refresh Hot Link (pop-up menu)
Append Hot Link (pop-up menu)	Append Hot Link (pop-up menu)

Layers spreadsheet

<i>Layout v7.10</i>	<i>Layout Release 9</i>
Undo (Edit menu and pop-up menu)	Undo (Edit menu and pop-up menu)
Select Any (Edit menu and pop-up menu)	Select Any (Edit menu and pop-up menu)
Clear Selections (Edit menu)	Clear Selections (Edit menu)
Modify (Edit menu and pop-up menu)	Properties (Edit menu and pop-up menu)
Insert (Edit menu and pop-up menu)	New (pop-up menu)
Remove Track (Edit menu and pop-up menu)	Unroute (pop-up menu)
Remove Unlocked Track (Edit menu and pop-up menu)	Unroute Unlocked Track (pop-up menu)
Create Jumpers (Edit menu and pop-up menu)	Convert to Components (pop-up menu)
End Command (pop-up menu)	End Command (Edit menu and pop-up menu)
Refresh Hot Link (pop-up menu)	Refresh Hot Link (pop-up menu)
Append Hot Link (pop-up menu)	Append Hot Link (pop-up menu)

Command mapping from Layout v7.10 to Layout Release 9 (continued)

Nets spreadsheet

<i>Layout v7.10</i>	<i>Layout Release 9</i>
Undo (Edit menu and pop-up menu)	Undo (Edit menu and pop-up menu)
Select Any (Edit menu and pop-up menu)	Select Any (Edit menu and pop-up menu)
Clear Selections (Edit menu)	Clear Selections (Edit menu)
Enable<->Disable (Edit menu and pop-up menu)	Enable<->Disable (pop-up menu)
Remove Tack Point (Edit menu and pop-up menu)	Remove Tack Point (pop-up menu)
Remove Partial Track (Edit menu and pop-up menu)	Unroute Partial Track (pop-up menu)
Remove Center Partial (Edit menu and pop-up menu)	Unroute Center Partial (pop-up menu)
Remove Track (Edit menu and pop-up menu)	Unroute (pop-up menu)
Unlock Track (Edit menu and pop-up menu)	Unlock (pop-up menu)
Remove Unlocked Track (Edit menu and pop-up menu)	Unroute Unlocked Track (pop-up menu)
Force Width by Layer (Edit menu and pop-up menu)	Force Width by Layer (pop-up menu)
Force Min/Max Widths (Edit menu and pop-up menu)	Force Min/Max Widths (pop-up menu)
Mincon (Edit menu and pop-up menu)	Minimize Connections (pop-up menu)
Lock Track (Edit menu and pop-up menu)	Lock (pop-up menu)
Assign Via per Net (Edit menu and pop-up menu)	Assign Via per Net (pop-up menu)
Refresh Hot Link (Edit menu and pop-up menu)	Refresh Hot Link (pop-up menu)
Append Hot Link (Edit menu and pop-up menu)	Append Hot Link (pop-up menu)
Modify (Edit menu and pop-up menu)	Properties (Edit menu and pop-up menu)
Insert (Edit menu and pop-up menu)	New (pop-up menu)
Delete (Edit menu and pop-up menu)	Delete (Edit menu and pop-up menu)
End Command (pop-up menu)	End Command (Edit menu and pop-up menu)
Change Color (pop-up menu)	Change Color (pop-up menu)
Connection edit (pop-up menu)	Connection edit (pop-up menu)

Obstacles spreadsheet

<i>Layout v7.10</i>	<i>Layout Release 9</i>
Undo (Edit menu and pop-up menu)	Undo (Edit menu and pop-up menu)
Select Any (Edit menu and pop-up menu)	Select Any (Edit menu and pop-up menu)
Clear Selections (Edit menu)	Clear Selections (Edit menu)
Modify (Edit menu and pop-up menu)	Properties (Edit menu and pop-up menu)
Insert (Edit menu)	Copy (Edit menu)
Delete (Edit menu and pop-up menu)	Delete (Edit menu and pop-up menu)
Refresh Hot Link (Edit menu and pop-up menu)	Refresh Hot Link (pop-up menu)
Append Hot Link (Edit menu and pop-up menu)	Append Hot Link (pop-up menu)
End Command (pop-up menu)	End Command (Edit menu and pop-up menu)

Command mapping from Layout v7.10 to Layout Release 9 (continued)

Packages spreadsheet

<i>Layout v7.10</i>	<i>Layout Release 9</i>
Undo (Edit menu)	Undo (Edit menu)
Select Any (Edit menu and pop-up menu)	Select Any (Edit menu and pop-up menu)
Clear Selections (Edit menu)	Clear Selections (Edit menu)
Modify (Edit menu and pop-up menu)	Properties (Edit menu and pop-up menu)
Insert (Edit menu)	Copy (Edit menu)
Delete (Edit menu)	Delete (Edit menu)
End Command (pop-up menu)	End Command (Edit menu and pop-up menu)

Padstacks spreadsheet

<i>Layout v7.10</i>	<i>Layout Release 9</i>
Undo (Edit menu and pop-up menu)	Undo (Edit menu and pop-up menu)
Select Any (Edit menu and pop-up menu)	Select Any (Edit menu and pop-up menu)
Clear Selections (Edit menu)	Clear Selections (Edit menu)
Modify (Edit menu and pop-up menu)	Properties (Edit menu and pop-up menu)
Insert (Edit menu and pop-up menu)	New (pop-up menu)
Delete (Edit menu and pop-up menu)	Delete (Edit menu and pop-up menu)
Refresh Hot Link (Edit menu and pop-up menu)	Refresh Hot Link (pop-up menu)
Append Hot Link (Edit menu and pop-up menu)	Append Hot Link (pop-up menu)
Copy Padstack Layer (Edit menu and pop-up menu)	Copy Layer (pop-up menu)
Save to Padstack Library (Edit menu and pop-up menu)	Save to Library (pop-up menu)
End Command (pop-up menu)	End Command (Edit menu and pop-up menu)

Text spreadsheet

<i>Layout v7.10</i>	<i>Layout Release 9</i>
Undo (Edit menu and pop-up menu)	Undo (Edit menu and pop-up menu)
Select Any (Edit menu and pop-up menu)	Select Any (Edit menu and pop-up menu)
Clear Selections (Edit menu)	Clear Selections (Edit menu)
Modify (Edit menu and pop-up menu)	Properties (Edit menu and pop-up menu)
Insert (Edit menu and pop-up menu)	New (pop-up menu)
Delete (Edit menu and pop-up menu)	Delete (Edit menu and pop-up menu)
Refresh Hot Link (Edit menu and pop-up menu)	Refresh Hot Link (pop-up menu)
Append Hot Link (Edit menu and pop-up menu)	Append Hot Link (pop-up menu)
End Command (pop-up menu)	End Command (Edit menu and pop-up menu)